

Contents: [Dobrica PavlinuÄjiÄ 's random unstructured stuff]

- [Dobrica PavlinuÄjiÄ 's random unstructured stuff \(Service manual\)](#)
- [Dobrica PavlinuÄjiÄ 's random unstructured stuff \(How to brick your phone\)](#)
- [Dobrica PavlinuÄjiÄ 's random unstructured stuff \(How to unbrick your phone\)](#)
- [Dobrica PavlinuÄjiÄ 's random unstructured stuff \(Serial cable\)](#)
  - ◆ [Dobrica PavlinuÄjiÄ 's random unstructured stuff \(ExtUSB connector\)](#)
  - ◆ [Dobrica PavlinuÄjiÄ 's random unstructured stuff \(Nokia DKU-5\)](#)
  - ◆ [Dobrica PavlinuÄjiÄ 's random unstructured stuff \(home-made alternative\)](#)
  - ◆ [Dobrica PavlinuÄjiÄ 's random unstructured stuff \(output\)](#)
- [Dobrica PavlinuÄjiÄ 's random unstructured stuff \(Boot loader\)](#)
- [Dobrica PavlinuÄjiÄ 's random unstructured stuff \(JTAG\)](#)
  - ◆ [Dobrica PavlinuÄjiÄ 's random unstructured stuff \(JTAG board with connector\)](#)
  - ◆ [Dobrica PavlinuÄjiÄ 's random unstructured stuff \(Low-power WIGGLER\)](#)
  - ◆ [Dobrica PavlinuÄjiÄ 's random unstructured stuff \(Info\)](#)
  - ◆ [Dobrica PavlinuÄjiÄ 's random unstructured stuff \(OpenMoko Debug Board\)](#)
- [Dobrica PavlinuÄjiÄ 's random unstructured stuff \(ROM\)](#)
  - ◆ [Dobrica PavlinuÄjiÄ 's random unstructured stuff \(Radio\)](#)
  - ◆ [Dobrica PavlinuÄjiÄ 's random unstructured stuff \(recovery.img\)](#)
- [Dobrica PavlinuÄjiÄ 's random unstructured stuff \(Stats\)](#)
- [Dobrica PavlinuÄjiÄ 's random unstructured stuff \(Board testpoints\)](#)

If you are not into hardware [Android development](#) is better page for you.

## Service manual

[HTC Dream SM \(A04\).pdf](#)

## How to brick your phone

- downgrade do [RC29](#) to get root
- this will install 1.22 radio
- install AmonRA
- be inpatient and flash DangerSPL
- correct way would be to first flash Radio 2.22 (?)

## How to unbrick your phone


- <http://cafe.mobil.hr/threads/68894-HTC-G1-Dream-JTAG-i-serijski-kabel-za-unbrick>
- [http://wiki.cyanogenmod.com/index.php?title=JTAG\\_for\\_Dream/Magic](http://wiki.cyanogenmod.com/index.php?title=JTAG_for_Dream/Magic)

# Serial cable

## ExtUSB connector

- [http://handy-datenkabel.de/deutsch/produkte/datenstecker/index\\_usb.htm](http://handy-datenkabel.de/deutsch/produkte/datenstecker/index_usb.htm)
- [http://www.sparkfun.com/commerce/product\\_info.php?products\\_id=9167](http://www.sparkfun.com/commerce/product_info.php?products_id=9167)





- RS232<->TTL [http://bestcelldist.com/htc\\_dream\\_serial\\_data\\_cable.html](http://bestcelldist.com/htc_dream_serial_data_cable.html)
- Upute: <http://www.hackolog.com/2010/08/06/constructing-the-android-g1-serial-to-usb-cable/>
- **swap rx/tx:**  
[https://groups.google.com/group/android-platform/browse\\_thread/thread/439d3f3af7a88a09/a0eb2d](https://groups.google.com/group/android-platform/browse_thread/thread/439d3f3af7a88a09/a0eb2d)
- **3.3V** or 2.8V: <http://forum.xda-developers.com/showpost.php?p=4271889&postcount=28>

## Nokia DKU-5

<http://pinouts.ru/forum/index.php?PHPSESSID=f3d7d4eae7be553fc6847f227bda1330&topic=358.msg5390>

I got an ark3116-based DKU-5 cable, and its pin layout is as following.

- 1: blue (ground-shield)
- 3: yellow
- 4: orange (3.3v)
- 6: green (rx)

7: white (tx)  
8: red (ground)

I haven't tested them yet, so before connecting them, check the voltage btw orange and red.

**use only non-nokia CA-42 cable** <http://www.dealextreme.com/details.dx/sku.45715>

## home-made alternative

sim+cable strip

<http://forum.xda-developers.com/showpost.php?p=7236424&postcount=724>

## output

```
x200:/virtual/openmoko# ./neocon/neocon /dev/ttyUSB0  
[Open /dev/ttyUSB0]
```

```
boot reason: PM_KPD_PWR_KEY_ON_RT_ST
```


```
(PowerOn Status,Boot Reason)=(1,1)  
NAND_FLASH_READ_ID : SAMSUNG_256MB_FLASH_128MB_SDRAM
```

```
ARM9_BOOT_MODE1
```

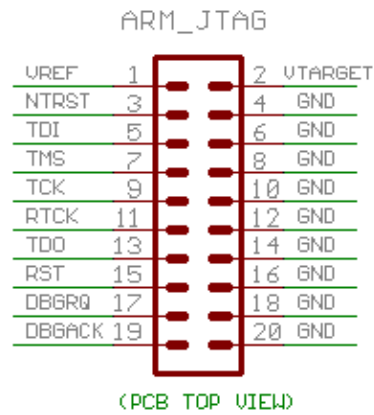
## Boot loader

- [http://forum.xda-developers.com/wiki/index.php?title=Hermes\\_BootLoader](http://forum.xda-developers.com/wiki/index.php?title=Hermes_BootLoader)
- [http://forum.xda-developers.com/wiki/index.php?title=Hermes\\_BootLoaderPassword](http://forum.xda-developers.com/wiki/index.php?title=Hermes_BootLoaderPassword)
- [http://forum.xda-developers.com/wiki/index.php?title=Hermes\\_RadioBootLoader](http://forum.xda-developers.com/wiki/index.php?title=Hermes_RadioBootLoader)
- IMEI check: <http://forum.xda-developers.com/showthread.php?t=280819&page=2>

## JTAG

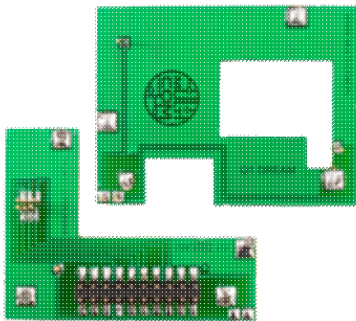


<http://forum.xda-developers.com/showpost.php?p=6169249&postcount=481>



## JTAG board with connector

- [http://www.multi-com.pl/index.php/en\\_US.details.id\\_pr.7183.menu\\_mode.categories.html](http://www.multi-com.pl/index.php/en_US.details.id_pr.7183.menu_mode.categories.html)
- [info:jtag\\_htc\\_dream\\_google\\_g1\\_en.pdf](info:jtag_htc_dream_google_g1_en.pdf)



# Low-power WIGGLER

- [LPT2LVJTAG\\_WIG.pdf](#)
- <http://forum.xda-developers.com/showpost.php?p=6055979&postcount=412>
- [dream\\_wiggler.cfg.txt](#)


## Info

- [http://forum.xda-developers.com/wiki/index.php?title=JTAG\\_Softboot\\_for\\_Magic\\_and\\_Dream](http://forum.xda-developers.com/wiki/index.php?title=JTAG_Softboot_for_Magic_and_Dream)
- [http://www.htcmania.com/mediawiki/index.php/JTAG\\_DREAM\\_AND\\_MAGIC](http://www.htcmania.com/mediawiki/index.php/JTAG_DREAM_AND_MAGIC)
- <http://forum.xda-developers.com/showthread.php?p=6100287&highlight=radata#post6100287>
- <http://www.omnia-repair.com/forum/topic/htc-dream-g1-jtag>
- debugging: <http://forum.xda-developers.com/showthread.php?t=591048&page=67>

Reflash whole device: <http://www.omnia-repair.com/forum/topic/htc-dream-g1-jtag/page/2>

## OpenMoko Debug Board

- [http://wiki.openmoko.org/wiki/Debug\\_Board\\_v3](http://wiki.openmoko.org/wiki/Debug_Board_v3)



# ROM

<http://code.google.com/p/htc-flasher/>

# Radio

- <http://nah6.com/~itsme/cvs-xdadevtools/xda2nbftool/parsegsmv2.pl>

# recovery.img

[http://android-dls.com/wiki/index.php?title=HOWTO:\\_Unpack%2C\\_Edit%2C\\_and\\_Re-Pack\\_Boot\\_Images](http://android-dls.com/wiki/index.php?title=HOWTO:_Unpack%2C_Edit%2C_and_Re-Pack_Boot_Images)

# Stats

camera+power

```
DREAM PVT 320 ENG S-OFF  
HBOOT-1.33.2005 (DREA10000)  
CPLD-4  
RADIO-2.22.19.261  
Apr 20 2009, 15:30:43
```

# Board testpoints

Pictures are too large to be opened in browser!

- [dream\\_main\\_pcb.zip](#)